

# Classic<sup>AL</sup>

## 1. Scope

- Single outward opening aluminium door
- Double outward opening aluminium door\*
- Single inward opening aluminium door
- Double inward opening aluminium door\*
- Standalone aluminium panel\*
- Uncertified sizing also available

## 2. Sizing

All sizes shown are structural sizes in mm.

Variant	Min Width	Max Width	Min Height	Max Height
Single door	900	1200	900	2200
Single door with side panel	1200	2400	1200	2200
Single door with over panel	900	1200	1200	3400

Notes: (1) Side and/or over panels can be used in a modular fashion to secure larger openings.

(2) Non-certified single and double doors are available with different size restrictions.

## 3. Accreditation & Warranty

- Secured by Design 'Police Preferred Specification'
- LPCB certified to LPS 2081 Security Rating B
- 10 year anti-rust warranty
- 1 year manufacturer's warranty

## 4. Configuration



Note: Design configurations are shown with glazed infills, but these can be replaced or used in conjunction with solid infills.

\* Certification is limited to certain door compositions, configurations and hardware options. For full product certification, consult your sales representative.

# Classic<sup>AL</sup>

## 5. Glazing: Uncertified

- Polycarbonate – 6.8mm or 9.5mm
- Laminate – 6.8mm or 9.5mm
- Double glazed unit – 21mm
- Stainless steel solid infill – 10mm or 24mm
- 10mm white laminate
- 10mm hammergeass (extended lead time)

## Glazing: Certified

- 9.5mm laminate
- 9.5mm polycarbonate
- Double glazed unit – 21mm
- Solid infill – 10mm or 21mm

## 6. Hinge

- Pivot hinge

## 7. Locking: Uncertified

- IGEM 5000F magnetic locks
- Sashlock\*
- Deadlock\*
- Night latch\*
- Electric strike\*
- Euro profile cylinder\*
- Thumbturn\*
- Panic lock\*
- Electric lock\*

## Locking: Certified

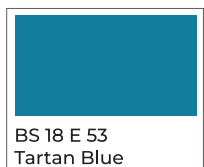
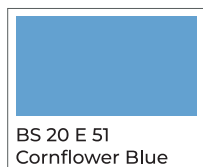

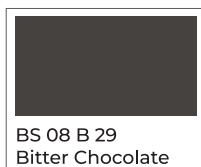
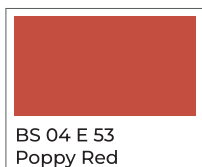
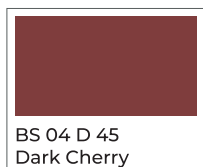


- Maglocks

## 8. Ancillary Items

- Door closer
- Aluminium threshold
- Lever handle\*
- Straight or cranked pull handle\*
- Push plate
- Kick plate
- Brush Strip
- Painted trim\*
- Additional keys or suited\*
- Wall or floor mounted rubber buffer\*
- Bolt-in hand rail\*
- Concrete-in hand rail\*
- Bollard\*

## 9. Finish

Polyester powder-coated finish available in a full range of colours, with a textured finish as standard. Matt finishes are also available on request. Speak to us to explore our full colour range.



\* Certification is limited to certain door compositions, configurations and hardware options. For full product certification, consult your sales representative.